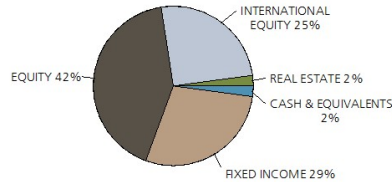
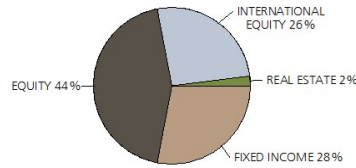


Asset Allocation Analysis

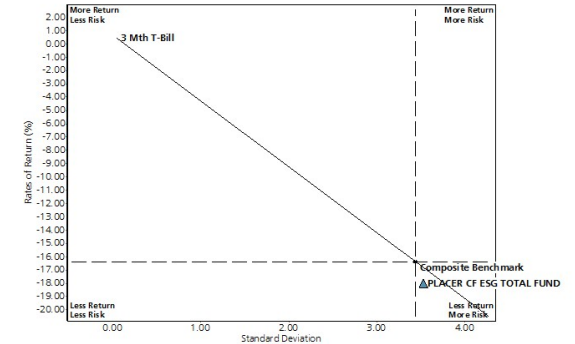
ESG Pool Allocation as of June 30, 2022



Target Allocation



Risk Reward



	Return	Std Dev	Alpha	Beta	R-Squared
Placer CF ESG Total Fund	-18.00	3.53	N/A	N/A	N/A

Name	Incept Date	Current Allocation	Latest Qtr	Year to Date	One Year	Three Years	Five Years	Since Incept	Risk Index	Latest Qtr	Year to Date	One Year	Three Years	Five Years	Since Incept
ESG Vanguard REIT	08/04/21	2.2%	(15.11)	(20.20)	-	-	-	(13.49)	MSCI REIT	(16.95)	(20.32)	(6.41)	4.03	5.30	(12.43)
ESG Calvert Green Bond	08/04/21	5.1%	(5.50)	(10.79)	-	-	-	(11.85)	BB Agg Bond	(4.69)	(10.35)	(10.29)	(0.93)	0.88	(11.11)
ESG BlackRock Fixed Income	08/06/21	24.2%	(2.93)	(7.39)	-	-	-	(8.29)	BB Agg Bond	(4.69)	(10.35)	(10.29)	(0.93)	0.88	(11.11)
ESG Boston Common International Eq	08/04/21	25.5%	(12.97)	(23.80)	-	-	-	(26.25)	MSCI ACWI xUSA	(13.54)	(18.15)	(19.01)	1.81	2.98	(19.23)
ESG Boston Trust SMid Cap Equity	08/03/21	10.7%	(12.54)	(17.33)	-	-	-	(11.58)	Russell 2500	(16.98)	(21.81)	(21.00)	5.91	7.04	(21.37)
ESG Trillium Large Cap Core	08/03/21	17.0%	(15.31)	(21.57)	-	-	-	(17.38)	Russell 1000	(16.67)	(20.94)	(13.04)	10.17	11.00	(17.20)
ESG Alliance Bernstein Large Cap Cor	08/03/21	15.3%	(17.17)	(26.45)	-	-	-	(22.95)	Russell 1000	(16.67)	(20.94)	(13.04)	10.17	11.00	(17.20)
Total Portfolio	08/03/21	100.0%	(11.58)	(19.10)	-	-	-	(18.00)	Composite Benchmark	(12.67)	(17.42)	-	-	-	(16.37)

