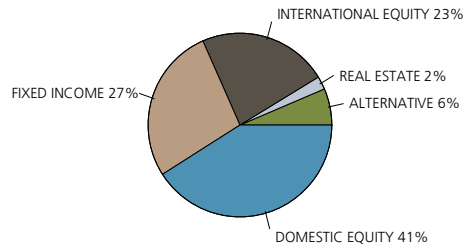
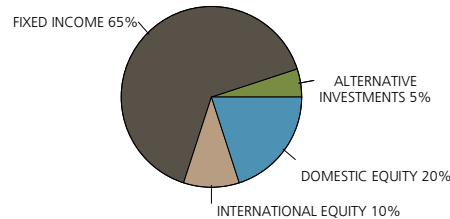


Asset Allocation Analysis

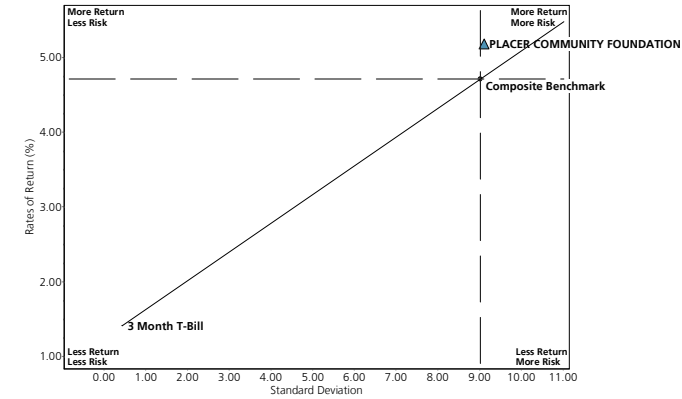
Long Term Pool Allocation as of March 31, 2020



Intermediate Term Pool Allocation as of March 31, 2020

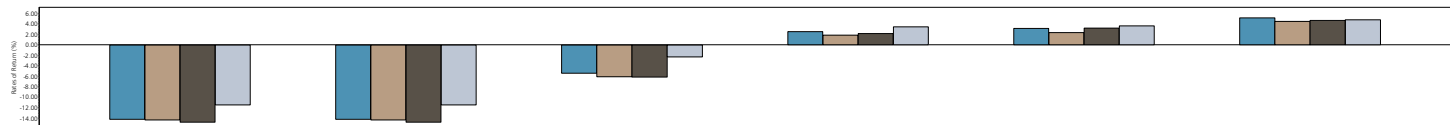


Risk Reward



	Return	Std Dev	Alpha	Beta	R-Squared
Placer Community Foundation	5.18	9.11	0.47	1.00	97.28

Name	Incept Date	Current Allocation	Latest Qtr	One Year	Three Years	Five Years	Since Incept	Risk Index	Latest Qtr	One Year	Three Years	Five Years	Since Incept
Placer Community Foundation Long Te	12/31/00	99.4%	(14.24)	(5.46)	2.54	3.12	5.17	LT Benchmark	(14.83)	(6.18)	2.20	3.23	4.71
Placer Interm Term Pool	07/31/18	0.6%	(5.82)	0.30	-	-	2.32	Placer IT Benchmark	(5.13)	1.66	-	-	2.65
Total Portfolio	12/31/00	100.0%	(14.19)	(5.42)	2.57	3.13	5.18	Composite Benchmark	(14.78)	(6.14)	2.21	3.23	4.71



	Latest Quarter	Year To Date	One Year	Three Years	Five Years	Since Inception Day
TOTAL FUND Gross Time Weighted Return	-14.20	-14.20	-5.44	2.55	3.12	5.18
TOTAL FUND Net Time Weighted Return	-14.35	-14.35	-6.08	1.85	2.37	4.55
Composite Benchmark	-14.78	-14.78	-6.14	2.21	3.23	4.71
COF Custom Benchmark **	-11.50	-11.50	-2.28	3.48	3.63	4.82